



佛山市南海区永陶机电设备有限公司 画册2024/CATALOGUE


Ceramic & Stone Processing Equipment Top-Ten Enterprise

岩板加工设备

Sintered Stone Processing Machines

YAQZ-3200-S 双刀数控岩板切割机

Two Blade CNC Sintered Stone Cutting Machine



主要设备参数


1. 加工尺寸: 3200*1600mm
2. 主电机功率: 15kw
3. 左右电机功率: 1.5kw
4. 前后电机功率: 1.5kw
5. 机头角度: 0或90度
6. 往返停机: 任意
7. 转速: 2800-3500/rpm
8. 切割刀片尺寸: 300-350mm*50mm
9. 开槽片尺寸: 200*50mm
10. 加工速度: 0.25-4.5m/min
11. 机器尺寸: 5.3*2.9*2.2m
12. 总功率: 22kw (380V/50Hz 3相)
13. 耗水量: 300L/min(循环水)
14. 总重量: 约 3300kg

Parameter


1. Processing size: 3200*1600mm
2. Main motor power: 15kw
3. X axis motor power: 1.5kw
4. Y axis motor power: 1.5kw
5. Cutting head move angle: 0 or 90 degree
6. Stop position: Any position
7. Spindle rotate: 2800-3500/rpm
8. Diameter of blade: 300-350mm*50mm
9. Slotting disc: 200*50mm
10. Speed: 0.25-4.5m/min
11. Size of machine: 5.3*2.9*2.2m
12. Total power: 22kw (380V/50Hz 3Phase)
13. Water consumption: 300L/min(recycled water)
14. Weight: About 3300kg

设备特点 Equipment characteristics

- 1. 独特的双刀切割设计，前刀破釉，后刀切断，切割速度提高20-30%，且有效地解决了岩板切割容易崩边崩角的问题；
- 2. 刀头可0度或90度旋转，并且切割转速达2800-3500转，高速切割岩板；
- 3. 平台采用高密度弹性垫底，释放切割板材产生的应力，降低破损；
- 4. 一键定位保留原始边功能，提高切割效率。




- 1. Unique double bladecutting design, the front blade breaks the glaze, the second blade cut off, the cutting speed is increased by 20-30%, and effectively solves the problem that the sintered stone cutting is easy to break edges and corners;
- 2. The cutter head can be rotated 0 degrees or 90 degrees, and the cutting rotation speed can reach 2800-3500 RPM, high-speed cutting sintered stone;
- 3. The platform adopts high-density elastic bottom to release the stress generated by cutting sheet and reduce damage;
- 4. One-key positioning retains the original edge function to improve cutting efficiency.



YAMDK-3200-D 岩板45度留头倒角机

Sintered Stone 45 Degree Cutting Machine



主要设备参数

1. 45度切割头数: 2个
2. 修边头数: 1个
3. 开槽头数: 1个
4. 45度精修头数: 3个
5. 皮带宽度: 100mm
6. 加工宽度: 40-3200mm
7. 加工厚度: 5-20mm
8. 进料方式: 输送带进料
9. 压砖结构: 上下实芯压梁电动压砖
10. 加工速度: 0.5-2.0m/min
11. 机器尺寸: 4.3*1.3*1.8m
12. 总功率: 24kw (380V/50Hz 3相)
13. 耗水量: 300L/min(循环水)
14. 总重量: 约 3500kg

Parameter

1. Nos. of 45 degree cutting head: 2pcs
2. Nos. of squaring head: 1pc
3. Nos. of slotting head: 1pc
4. Nos. of 45 degree mirror chamfer head: 3pcs
5. Conveyor belt width: 100mm
6. Processing width: 40-3200mm
7. Processing thickness: 5-20mm
8. Feeding method: Coveyor belt feeding slab
9. Pressure structure: Up and bottom solid core pressure beam
10. Speed: 0.5-2.0m/min
11. Size of machine: 4.3*1.3*1.8m
12. Total power: 24kw (380V/50Hz 3Phase)
13. Water consumption: 300L/min(c)
14. Weight: about 3500kg

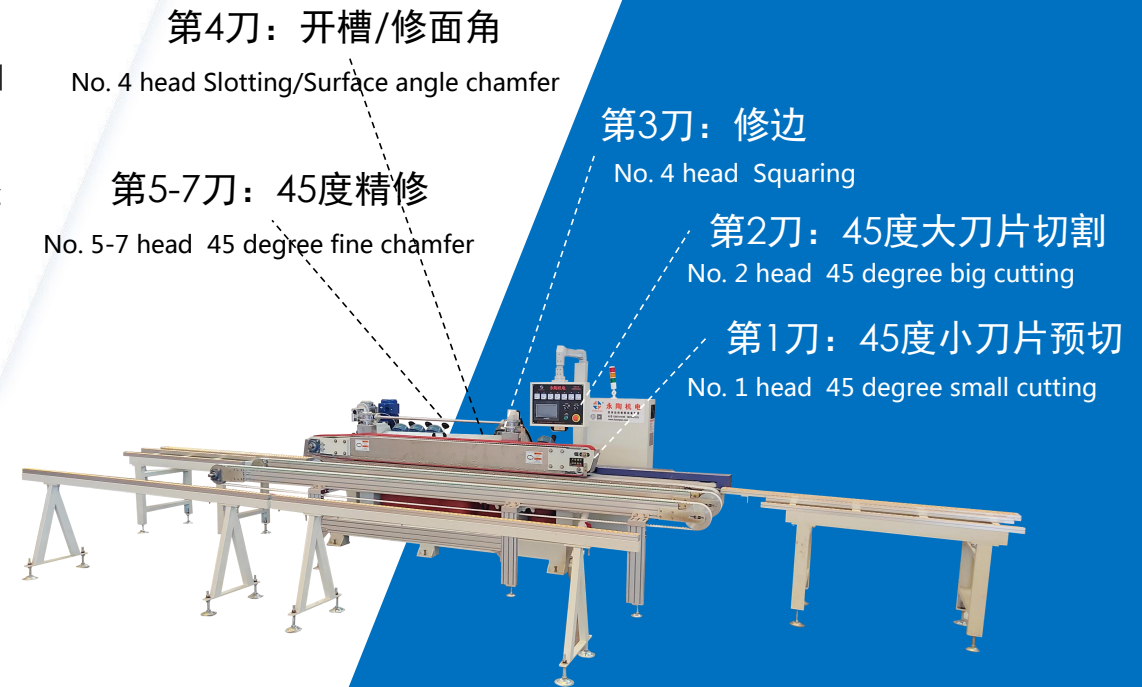
设备特点 Equipment characteristics



1. 传动部分采用上下实芯压梁加高强度同步带，确保精度和稳定性的同时，可有效解决岩板因板材本身的不平直而导致加工易大小头的问题；
2. 加工采用7个头先切后磨工艺，加工成刀锋的效果，有效地了解决岩板硬且脆加工容易崩边崩角的问题；
3. 针对U型、T型橱柜台面45度拼接，采用独特自动留头留尾模式，一键切换，轻松解决；
4. 机器最小加工30mm条子，最大可加工3200mm大板，同一厚度，不同宽度可以同时加工，加工速度快、效率高。



1. The transmission part adopts the upper and lower solid core press beam and high-strength synchronous belt to ensure accuracy and stability, and can effectively solve the problem of unevenness 45 degree on edge due to the irregularity of the sintered stone itself;
2. The processing adopts 7 heads first cutting and then grinding technology to process into a knife edge effect, effectively solving the problem of hard and brittle sintered stone easy to break edges and corners;
3. For U-shaped, T-shaped countertop table surface 45-degree splicing, using a unique automatic head and tail cutting mode, one-key switch, easy to solve;
4. The machine can process 30mm sliver at the minimum and 3200mm large plate at the maximum. The same thickness and different widths can be processed at the same time, with fast processing speed and high efficiency.



YJ-4016-5L AC 五轴水刀切割机

5 Axis Water Jet Cutting Machine



主要设备参数

1. 主要部件
 - 切割机台 4016
 - 高压系统
 - CNC控制系统
 - 供砂系统
 - 水冷系统
2. 最大切割尺寸: 3800*1600mm
3. 切割角度: 0~70°
4. 切割厚度: 30mm(岩板、石英石、大理石、瓷砖、花岗岩等)
5. 工作压力: 280-380 MPa
6. 流量: 3.7L/min
7. 切割速度: 1-3.5m/min
8. 电压: 380V 50hz 3phase
9. 总功率: 37kw
10. 体积: 28cbm
11. 重量: 约4500kgs

Parameter

1. All machines part
 - Cutting table 4016
 - High pressure system
 - CNC controller system
 - Abrasive feeding system
 - Water cooling system
2. Maxing cutting size: 3800*1600mm
3. Cutting angle: 0~70°
4. Max cutting thickness: 30mm(Sintered stone, quartz, marble, tile, granite)
5. Working pressure: 280-380 MPa
6. Flow rate: 3.7L/min
7. Cutting speed: 1-3.5m/min
8. Voltage: 380V 50hz 3phase
9. Total power: 37kw
10. Volume: 28cbm
11. Weight: about 4500kgs

设备特点 Equipment characteristics

- 1. 水刀作为一款多功能的切割机，它可以进切割，开孔，45度切割。在岩板加工应用极为广泛，橱柜台面、中岛台、无缝卫浴盆、一体盆、茶台、餐桌等都有用到水刀切割；
- 2. 水刀的切割成本，切割效率要高于其他切割工具。因此，水刀切割往往是搭配其他设备一起使用。比如直线切割用桥切，外切45度用专业45度倒角，而水刀完成挖孔，内切45度，以及一些复杂的切割，以此来节省加工成本来，并且大大提高了产品的生产效率。

- 1. Water jet cutting as a multi-functional cutting machine, it can cut, open holes, 45 degrees of cutting. In the processing of sintered stone is widely used, for example , kitchen countertops, island, seamless bathroom basin, wholeness sintered stone basin, tea table, dining table, etc., are useful to water jet cutting;
- 2. Water jet cutting cost, cutting efficiency is higher than other cutting tools. Therefore, water jet cutting is often used with other equipment. For example, straight cutting with bridge cutting, 45 degrees of external cutting with professional 45 degrees cutting machine, and water jet to complete the digging hole, 45 degrees of internal cutting, and some complex cutting, in order to save processing costs, and greatly improve the production efficiency of the product..

